

 XBOX 360.

 LIVE

# BROTHERS ★ IN ARMS ★ HELL'S HIGHWAY™



**⚠ WARNING** Before playing this game, read the Xbox 360® Instruction Manual and any peripheral manuals for important safety and health information. Keep all manuals for future reference. For replacement manuals, see [www.xbox.com/support](http://www.xbox.com/support) or call Xbox Customer Support.

### **Important Health Warning About Playing Video Games**

#### **Photosensitive seizures**

A very small percentage of people may experience a seizure when exposed to certain visual images, including flashing lights or patterns that may appear in video games. Even people who have no history of seizures or epilepsy may have an undiagnosed condition that can cause these "photosensitive epileptic seizures" while watching video games.

These seizures may have a variety of symptoms, including lightheadedness, altered vision, eye or face twitching, jerking or shaking of arms or legs, disorientation, confusion, or momentary loss of awareness. Seizures may also cause loss of consciousness or convulsions that can lead to injury from falling down or striking nearby objects.

Immediately stop playing and consult a doctor if you experience any of these symptoms. Parents should watch for or ask their children about the above symptoms—children and teenagers are more likely than adults to experience these seizures. The risk of photosensitive epileptic seizures may be reduced by taking the following precautions: Sit farther from the screen; use a smaller screen; play in a well-lit room; do not play when you are drowsy or fatigued.

If you or any of your relatives have a history of seizures or epilepsy, consult a doctor before playing.

# CONTENTS

game introduction.....	2
player controls.....	4
getting started.....	6
how to play.....	8
basic training.....	10
squad leader training.....	13
tactical map.....	16
tanks.....	17
brothers.....	18
arms.....	20
multiplayer.....	22
community.....	26
credits.....	28
more.....	31
warranty.....	36
technical support .....	inside back cover




# INTRODUCTION

## Operation Market-Garden

was a bid to destroy Nazi Germany before Christmas, 1944.

The plan was ambitious - it was the largest airborne invasion in the history of the world. They planned to capture a corridor through Holland to punch through the German lines. Paratroopers of the 101st Airborne and other divisions dropped from the sky in mid-September to seize and hold the corridor by surprise. The surprise attack was a bust. Hitler's best units were in the area and immediately counter-attacked and crushed the corridor. To the Allied paratroopers who fought there and lost brothers in arms, the corridor became known as Hell's Highway.

It was the last great Nazi victory. It was hell for Sgt. Baker and his squad.



As Sgt. Baker, you are the squad leader of a Recon unit of the 101st Airborne. You survived D-Day, but many of your squad did not. Your squad contains veterans and replacements and it's up to you to lead them in battle. Their lives are in your hands.

# PLAYER CONTROLS

# DEFAULT CONFIGURATION



Brothers in Arms Hell's Highway is a first person, squad combat shooting game. If you've ever played a first person shooter before, you'll find the controls are comfortable. However, Brothers in Arms Hell's Highway does have some unique features with special buttons, so take note of the normal control setup.

**NOTE:** If the default controls aren't comfortable for you, be sure to check out the options screen where you can select from alternate control schemes and do some custom configuration of controls.

# GETTING STARTED

## Main Menu



The main menu is where you can choose to play the single player or multiplayer games and adjust settings and options.

The Chapters Select Option in the Main Menu will allow you to choose to play any section of the game that has already been completed.

## Options Menu



## Difficulty Levels

**CASUAL** - For skilled gamers who know how to use tactics, keep their heads down and aim quickly and accurately when under fire. The AI is unforgiving and your prolonged exposure to fire is a deadly risk.

**VETERAN** - For veteran FPS players who know how to handle themselves under fire. Exposing yourself to fire is a very deadly proposition.

**AUTHENTIC** - Completing the game unlocks the AUTHENTIC DIFFICULTY. When playing on Authentic, all HUD elements are disabled, giving you an unaltered view of the battlefield. You will have to watch enemy movements to determine their suppression level, and you won't have a crosshair to assist your aim. Your enemies are also crack-shot accurate. Good luck, Soldier!

# HOW TO PLAY

# SINGLE PLAYER CAMPAIGN

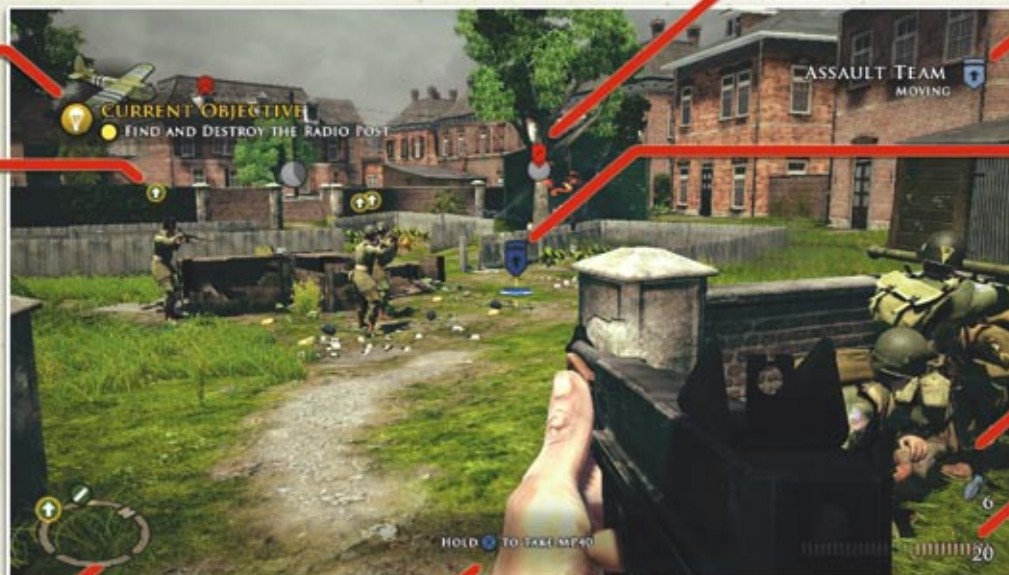
## Heads-Up Display

OBJECTIVES DISPLAY

FIRE TEAM ICONS

COMPASS RING

CONTEXT ACTION PROMPT



SUPPRESSION ICON

SQUAD STATUS  
DISPLAY

COMMAND RING

GRENADES  
REMAINING

AMMUNITION  
REMAINING

There are some differences in the On-Screen Information elements between the single player game and the multiplayer game. Skip ahead a bit in this book to learn about the On-Screen Information elements for multiplayer games.

# BASIC TRAINING

## Iron Sights View



You can aim with precision by lining up the iron sights to strike your target accurately. Press **R** to use iron sights.

Being still will steady your shot when aiming down the sights.

## Threat Indicator



As you take fire, your screen will turn blurry and red. Get to safety quickly because one of those bullets is bound to have your name on it.

# BASIC TRAINING

## Dig In

When in combat, dig-in behind walls and hard objects to remain safe from enemy fire. Once dug-in, lean around the cover to aim at the the enemy.



Press **LB** to "Dig-In" behind cover.



Press **LB** up to pop over low height cover.



Press **LB** left or right to lean out from cover.



Press **A** to vault over cover.

Press **LB** again or **LB** down to exit cover and return to first-person view.

# BASIC TRAINING

## Context Use

The Use Button **X** has several functions. Besides reloading your weapon or picking up new weapons from the battlefield, the Use Button **X** allows you to interact with various things in the environment.



### ACTIVE MOMENTS

Some cinematic events can happen in the middle of the action. When you see the "active moment" prompt on-screen, you can press and hold **X** to shift your view and watch the event unfold.



### RECON POINTS

Recon Points present a vantage for important or interesting information on the situation. Press **X** to survey the point of interest and also unlock a Recon Report to view using your Tactical Map.









### KILROY WAS HERE

The legend of Kilroy differs depending on who you talk to, but among the American soldiers, he was always "the first one in, and the last one out". If you find him, press **X** to make your mark on the legend.

# SQUAD LEADER TRAINING

## Your Paratrooper Squad

Brothers in Arms Hell's Highway is a game where success depends greatly upon your ability to utilize authentic fire and maneuver tactics. Your squad consists of a squad leader (you) and one, two or three teams under your command. Depending on the mission, you could command any or all of the following units:

- 
**FIRE TEAM:** 
 Equipped with longer range, higher caliber weapons designed for suppression.
- 
**ASSAULT TEAM:** 
 Equipped with lighter, shorter range weapons for maneuvering.
- 
**SPECIAL WEAPONS TEAM:** 
 Equipped with either a Bazooka or a Machine gun, depending upon the situation.

					
	★	★	-	-	-
	★★	★★	-	-	-
	★★	★★	★★	-	★
	★★	★★	★	-	-

Each Team has a different kind of effectiveness in various roles and against various targets. Use the right team for the right purpose and you can be most successful!



# SQUAD LEADER TRAINING

## The Four F's

**1 Find Him**  
Locate your target and position your squad!



**2 Fix Him**  
Suppress the enemy!



**3 Flank Him**  
Surround him from his exposed side!



**4 Finish Him**  
Kill the enemy quickly and without remorse!



## Commanding Your Squad

### **LT** Command

Hold the **LT** to target an order for your squad. Release the **LT** to issue the command to your squad.

### **B** Select Team

Each **B** button press toggles the active team. You can also select a team by pressing left, right or up on the Directional Pad **⬅️➡️⬆️⬆️**

**⬆️** Selected Team    **⬆️** Not Selected Team

### **⬇️** Fall In

Press down on the Directional Pad **⬇️** to command your squad to Fall-in. You can also command a unit to Fall-In by holding down the **B** button.

# SQUAD LEADER TRAINING

## The Command Ring

The Command Ring appears whenever you hold the **LT** and is used to issue different orders to your squad depending upon what you are targeting.

### Move Order



Tell the Active Team to move to that location. Your squad will automatically attempt to take cover nearby.

### Fire Order



Tell the Active Team to shoot at the enemy under the red Command Ring. This will suppress the enemy.

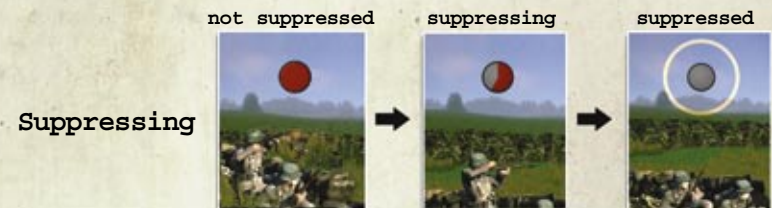
### Destroy Order



Tell the Active Team to use its weapons to shoot at the cover. If they're using the right weapon, they will destroy it.


## Suppression

In combat, suppression icons appear over targets. Shoot at the enemy **RT** to make him take cover instead of returning fire!



# TACTICAL MAP



At any time, press the Back button  to access the Tactical Map. The map shows objectives, squad status and enemy positions.

# TANKS

## Panzershreck Enemies

## 88mm Guns/Panzers

## Tank Commander

## "Firefly" Tank




## Hull Integrity


## Cannon Status



At times, you'll be able to take command of a Sherman tank! The tank has a main gun and a machine gun and as the commander, you'll be able to sit outside of the top hatch, or button up inside the tank

## Tank Controls:

1. Move the tank with the left stick and adjust the camera with the right stick.
2. Press the Left Bumper  to switch between standing up in the open hatch and buttoning up.
3. The Right Trigger  fires the main cannon.
4. The Left Trigger  fires the deck mounted machine gun.

When standing up in the hatch, you can use the top-mounted machine gun, but you're very exposed to small arms fire from the enemy. If you're being shot at, button up with the Left Bumper 

# BROTHERS

These are just some of the characters in Brothers in Arms Hell's Highway. You'll meet and fight with other characters and important figures throughout the game.

## S/Sgt. Matthew Baker

Age: 24 Hometown: St. Louis, Missouri  
Preferred Weapon: M1 Garand

Baker enters Holland fully accepting his responsibility as squad leader. Losing half of his original squad in Normandy still weighs heavily on him, but he is determined to not let another man die under his command - a goal that could border as much on insanity as idealism.

## Pfc. Jack Courtland

Age: 21 Hometown: Richmond, Virginia  
Preferred Weapon: M1A1 Thompson

A bit of a hot-head, Jack joined the paratroopers with dreams of glory - and wooing French girls with his tales of valor. His eagerness to be a hero quickly faded after being lost for days in Normandy. Now, Courtland just wants to get back home, and fighting for the man next to him is the best way to do it.

## S/Sgt. Joe "Red" Hartsock

Age: 24 Hometown: Laramie, Wyoming  
Preferred Weapon: M1A1 Thompson

A corporal under Baker's command, Hartsock was promoted to Sergeant after the battle in Carentan. Unlike Baker, Red understands that war "doesn't make any god-damned sense," and is prepared to make the tough decisions required of a squad leader. In combat, men die - all he can do is minimize the casualties.

## Pfc. Mike Dawson

Age: 24 Hometown: Gainsborough, England  
Preferred Weapon: M1 Carbine

Though a newcomer to the squad, Mike served as a pathfinder for the 502d PIR in Normandy. A strong believer in fate, Dawson finds a particular interest in Baker and the stories behind his "cursed pistol". His inquiries have made him a pariah, as the other members would rather not re-live those events.

## Cpl. Sam Corrión

Age: 26 Hometown: Augusta, Georgia  
Preferred Weapon: M1A1 Thompson

Corrión was a corporal with Baker and Hartsock before the jump into Normandy, and much to his dismay, is still a corporal going into Holland. Sam excelled as supervisor at a textile mill back home, and believes he would be a better leader than either of his compatriots - if only given the chance.

## Pvt. Frank Laroche

Age: 19 Hometown: Norfolk, Massachusetts  
Preferred Weapon: M3 Grease Gun

As the only "replacement" in Baker's Reconnaissance section, "Franky" is the only soldier without any real combat experience. However, he excelled in training and is a natural with most any firearm. Young, and filled with heroic ideals, he is eager to rush into action - and all too willing to put his life on the line.

## Cpl. Tom Zanovich

Age: 29 Hometown: Princeton, New Jersey  
Preferred Weapon: M1918A2 BAR

The "old man" and veteran of the squad, Zanovich served in the French Foreign Legion for years before enlisting in the U.S. Army. Despite all the combat he's seen, Tom remains good natured and has a strong sense of humor - even when the situation doesn't exactly call for it.

## T/5 Nathan Holden

Age: 23 Hometown: San Diego, California  
Preferred Weapon: M1 Garand

Holden is the squad's new radioman - a job that fits him perfectly. Nathan is constantly concerned with efficiency of both communications and tactics, and is quick to question the squad's methods or orders. The others don't take him too seriously though, as his logic rarely applies when things go FUBAR.

# ARMS-ALLIED SMALL ARMS



**M1918A2 B.A.R.**

A design by John M. Browning, the Browning Automatic Rifle (B.A.R.) is a cross between a standard infantry rifle and a squad support automatic weapon. This fully automatic rifle uses a 20-round magazine of full-size .30-06 ammunition to suppress and destroy enemy positions.



**M1 Garand**

Developed by John C. Garand, the M1 Rifle is the standard-issue firearm for all of the U.S. ground forces. Its .30-06 round is powerful enough to drop a man in one shot, and its gas-operated mechanism allows a soldier to empty its 8-round magazine faster than any other rifle on the modern battlefield.



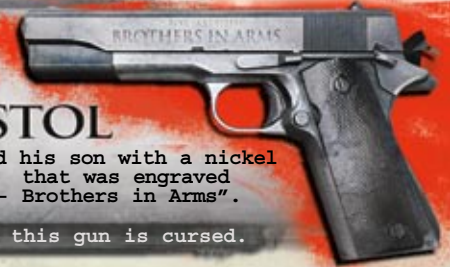
**M1A1 Thompson**

Developed after WWI by General John T. Thompson, this fully automatic weapon spits out .45 ACP rounds from its 30-round magazine at a terrifying rate. The A1 variant has been streamlined and compacted to endure the rigors of ground warfare on the battlefield.



**M1A1 Carbine**

Designed by Ed Browning and David M. Williams, this Winchester-made carbine is a lighter, smaller alternative to the .30-06 M1 Rifle. The carbine sports a 15-round magazine of smaller .30 cal carbine ammunition. The A1 variant features a folding wire stock designed for paratroopers.



**BAKER'S PISTOL**

Baker's father once presented his son with a nickel plated Model 1911 .45 Pistol that was engraved with the words "For Matthew - Brothers in Arms".

Some squad members believe this gun is cursed.



**M3 Grease Gun**

A modern submachine gun designed by G. Hyde at GMC, the M3 is quickly replacing the larger, heavier M1 Thompson model as standard issue. The M3 utilizes the same .45 ACP round and 30-round magazine, yet fires at a slower rate for better control and ammo consumption.



**M1919A6 L.M.G.**

The belt-fed .30-06 light machine gun designed by John M. Browning is the fire support weapon for all U.S. ground forces squads. The A6 variant is specially designed for paratroopers, utilizing a detachable butt stock and bipod instead of the standard tripod mount.



**M9 Bazooka**

The M9 "Bazooka" is an improved version of Lt. Edward G. Uhl's original M1 design. Capable of being disassembled into two halves, the M9 is lighter and easier to handle than its predecessor. This makes the weapon a capable anti-armor weapon for mobile infantry.

Remember that you can also pick up any weapon dropped by an enemy. Try using the MG-42 machine gun after you defeat the gun crew.

# MULTIPLAYER

## Xbox LIVE®

Play anyone and everyone, anytime and anywhere on Xbox LIVE®. Build your profile (your gamercard). Chat with your friends. Download content at Xbox LIVE Marketplace. Send and receive voice and video messages. Get connected and join the revolution.

### Connecting

Before you can use Xbox LIVE, connect your Xbox 360® console to a high-speed Internet connection and sign up to become an Xbox LIVE member. For more information about connecting, and to determine whether Xbox LIVE is available in your region, go to [www.xbox.com/live](http://www.xbox.com/live).

### Family Settings

These easy and flexible tools enable parents and caregivers to decide which games young game players can access based on the content rating. For more information, go to [www.xbox.com/familysettings](http://www.xbox.com/familysettings).

## Starting a Multiplayer Game

To play the Brothers in Arms Hell's Highway Multiplayer game, select Multiplayer from the Main Menu, then select either the Xbox LIVE or System Link connection type.

### Xbox LIVE

Playing on Xbox LIVE will allow you to play alongside and against other players on the global Xbox LIVE network. Selecting Xbox LIVE from the Multiplayer menu will present you with three options:

- **Player Match** - Play against other players on Xbox LIVE regardless of ranking or skill level.
- **Ranked Match** - Play against players close to your skill level to place your name on the global Leaderboard and raise your TrueSkill score.
- **Leaderboard** - View your ranking and stats in Ranked Matches against players from around the world.

### Match Settings

You can specify match settings when either searching for a Custom Match or creating your own match. Some settings may not be available in Ranked Matches.

- **Map** - Choose one of the six available multiplayer maps.
- **Maximum Players** - Sets the maximum player limit available in the match.
- **Private Slots** - Sets the number of player slots only available to friends or people you invite.
- **Capture Limit** - Sets the number of capture points necessary to win the match.
- **Match Time Limit** - Sets the maximum time allotted for the match.
- **Round Time Limit** - Sets the time limit for each round.
- **Round Prep Time** - Sets the time allowed in the Preparation phase for each round.
- **Voice Availability** - Determines when players can use voice chat.
- **Friendly Fire** - Determines whether allies can harm each other.
- **Squad Assignment** - Determines whether player assignment in the squads will be handled through the automated Rotating method or the manual Fixed method.

# MULTIPLAYER

## Playing the Game

Multiplayer for Brothers in Arms Hell's Highway is a round-based tactical game that pits an American Airborne squad against a German Fallschirmjäger squad.

### The Objective

The Goal of the game is to win rounds by successfully attacking or defending the territory. The attackers win by either raising their nation's flag over one of the two capture points or eliminating the defenders before the round expires. The defenders win if they prevent the attacking squad from completing either objective.

### Squad Formation

Both the American and German squads consist of three 3-man Fire Teams (Able Team, Baker Team, and Charlie Team) and one Squad Leader, fielding up to 10 players on each squad.

### Squad Roles

Each player is able to take up one of three roles in the squad, offering varying styles of play.

**Note:** A player can opt out of any of the roles using the Player Preferences option in the Lobby or in-game menu.

- **Squad Leader** - The Squad Leader has the ability to issue orders to his three fire teams in-world using the Command Ring, or via Tactical Map to issue orders that are not in line-of-sight. He can also use the Tactical Map to call in air support to recon enemy positions or flush them out with an air-to-ground bomb.
- **Specialist** - One soldier in each Fire Team is a Specialist. The Specialist fields one of the three special weapons for his squad. He can choose between a Light Machine Gun, a Bazooka, or a Sniper Rifle.
- **Tank Crew** - When attacking, the soldiers in Charlie Team will man a medium tank. The tank crew consists of a Driver, a Gunner, and a Spotter. While powerful when fully manned, the tank is very vulnerable without a full crew.



# MULTIPLAYER

## Tactical Map



1. Player Icon - The player's icon is highlighted and larger than other icons.
2. Fire Team Icons - Color-coded by Fire Team, these icons represent the location of squad mates.
3. Squad Leader Cursor - Orders and Air Support requests are issued at the cursor's location.
4. Order Marker - These icons display the ordered destinations for allied fire teams.
5. Enemy icons - When seen by a teammate or Air Recon plane, enemy positions show up on the Tactical Map.
6. Squad GamerTags - Displays the names of each player in the squad. The Flag Carrier is shown by a Flag Icon by his name.
7. Fire Team Status - Displays the fire team's color, name, and status. Also displays order buttons for the Squad Leader. The picture displays players' weapons and current status as Active (Colored), KIA (Grey), or MIA (Sketched).
8. Air Support - Displays the Air Support options available to the Squad Leader.
9. Squad Information - Displays the current attacking squad and both squads' capture score.
10. Round Timer - Displays remaining round prep time and round time.

# MULTIPLAYER

## Heads-Up Display



1. Player Status - The Player Stance indicator is accompanied by a numerical health indicator. When the player's health reaches 0, he is killed.
2. Compass Ring - The Compass Ring displays the directions of important elements of the game e.g. team members, the flag, orders, etc.
3. Player Role - This display indicates the player's current role and assigned fire team.  
**Note:** The player's role will change to reflect certain actions (e.g. pick up the flag, climb inside the tank, etc.).
4. Order Marker - This icon displays the location and distance of the player's current order destination.  
**Note:** The Squad Leader's HUD will display markers for each team he has given orders to.
5. Objective Display - This display updates to show the player's immediate goal.
6. Squad Mate Icons - On-screen squad mates display their Icon along with their GamerTag (Player name)
7. Squad Information - Displays the current attacking squad and both squads' capture score.
8. Round Timer - Displays the time remaining in the round. If this timer hits 0, the defending squad wins the round.
9. Death Messages - Displays the Killer, the weapon, and the Victim of each kill.
10. Current Speaker - The names of squad mates currently using voice chat are displayed here.

# COMMUNITY

## Gearboxity

Gearbox Software has an ever-growing online community and we want you to be a part of it! Our community hub, Gearboxity, and our forums are great places to interact with Gearbox developers and other fans of our games.

[gearboxity.com](http://gearboxity.com)

## Forums

Register **FREE**, for the  
"Gearbox Fan" Achievement!

[gbxforums.gearboxsoftware.com](http://gbxforums.gearboxsoftware.com)



- Exclusive feature articles
- Blogs written by GBX Developers
- Latest Gearbox news
- Contests, interviews, and more
- See what the inside of a game studio is like

- Read posts from developers
- Discuss Gearbox games
- Ask questions and post comments
- Meet and play with other Gearbox fans

# CREDITS

## Gearbox Software

**Director** Randy Pitchford  
Brian Martel

**Producer** Jeremy Cooke

**Associate Producers** Mike Wardwell

**Writer** Erik Avalos, Rosalie Kofsky

**Department Leads** Mike Neumann

David Carter, Erik Doescher  
Neil Johnson, Eli Luna  
Mark Petty, Brian Thomas

**Lead Programmer** Neil Johnson

Jeff Broome, Sean Cavanaugh  
Ryan Conlon, Fred Echols  
Don Eubanks, James Farmer  
Chris Guthery, Rick Johnson  
Charles Kostick, Chris Pickett  
John Roberts, Benny Wilson  
Corrynne Yu

**Additional Programming** Jasper Foreman  
Scott Velasquez, Paul Nettle

**Lead Level Designer** Erik Doescher

David Avery, Ben Burkart  
Dorian Gorski, Scott Jordan  
Patrick Krefitting, Nathan Overman  
Jason Reiss, Carl Shedd  
Troy Tavis

**Cinematic Director** Mike Neumann

**Cinematic Design** Mike Neumann

**Additional Level Design** Mike Davis, Richard Jessup  
Brian Thomas

**Lead Artist** Lee Amarakoon, Josh Jeffcoat,  
Derek Mamms,

**Art** Eli Luna

Calen Brait, Tu Bui  
Keith Burlison, Joe Espinoza  
Mark Forsyth, Scott Jordan  
Mark Leon, Nathan Reinhardt  
Matthew Stock

**Additional Art** Stephen Bahl, Brian Cozzens  
Shannon Dees, Evan Gill  
Adam May, Mike Neumann  
Leif Robles, Shawn Spetch  
Jennifer Wildes, Tim Wilson

**Art Outsourcing** Exigent 3D, Halfbrick Studios  
Lighthouse, Liquid Development  
Virtuos Ltd.  
Shadows in Darkness, Inc.

**Art Outsourcing Help** Brian Cozzens, Jason O'Connell

**Animation** David Carter

Oreaser Brown, James Houchen  
Jimmie Jackson, Kyle King  
Jerrett Rearick, Josh Rearick

**Lead Audio Engineer** Ben Wagley, Matthew Weaver

**Additional Audio** Mark Petty

**Marketing** Mark Kilborn, Ed Lima  
Dany Oberie, Raison Varner

**Marketing Coordinator** David Eddings  
Mark Tardif

**Military Advisor** Tatum Tippet

**Localization** Col. John Antal, U.S. Army (Ret.)

**President** Erik Avalos

**Executive Vice President** Randy Pitchford  
Brian Martel

**Chief Financial Officer** Stephen Bahl

**VP & General Counsel** PJ Putnam

**VP of Business Development** Marc Tardif

**VP of Licensing** David Eddings

**VP of Product Development** Stephen Palmer

**Director of Central Development** Sean Reardon

**Central Animation Producer** Rena Archer

**Audio Director** Ed Lima

**Animation Director** David Carter

**Human Resources Director** Stacie Wren

**HR Assistant** Denise Apigo

**Additional HR** Simon Hurlay

**Creative Services Director** Agata Krol

**Administrative Assistant** Cynthia Linderbeck

**Programming Department Chair** Steven Jones

**Level Design Department Chair** Dorian Gorski

**Director of IT** Michael Athey

**IT Support** Ray Barham, James Cart  
Chad Cattlet

**Community Manager** Allison Berryman

**Web Programmers** Cynthia Grimaud, Erin Wentworth

**Office Manager** Lisa Andrews

**QA Director** Evan Birkby

**QA Manager** Michael Weber

**Project QA Lead** Casey McLaughlin

**QA Leads** Benjamin Nitschke, Mike McVay  
Chris Brock, Justin Miller

**Senior QA Analyst** Steven Boaman, Matt Charles  
Mike Daniels, Evan Eubanks  
Andrew Hoffman, Jeffrey Mahmoudi  
Russell Whitmore

**QA Analyst** Eric Anderson, Sean Armstrong  
Mariana Ashbrook, Michael Beck  
Brian Bentley, Ross Burkart  
Geoff Case, Anthony Coleman  
Raul Corona, Daniel Finnegan  
Allen Fluid, Nathan Harbour  
Timothy Hartgrave, Jesse Kirstein  
Jamie Kleinschmidt, Brandon Korbel  
William Laing, Timothy Lohrenz  
James Lopez, Greg Martin  
Cameron Mask, Robert McConeghy  
Clayton Pace, Stephanie Puri  
Steve Rodriguez, Alan Saylor  
Sara Schmock, Dustin Shoop  
Brett Simmons, Gabriel Simon  
Joshua White, Kent Wicklander  
Travis Wilson, Bradley Rohr

**Game Manual** Erik Avalos, Agata Krol  
Randy Pitchford

**Voice Production** Dallas Audio Post Group

**Voice Talent Direction** Jeff Kribs

**Supervising Sound Editor** Roy Machado

**Audio Engineers** Rene Coronado  
Brad Dale

**Voice Talent** Kai Axford, Troy Baker  
Larry Brantley, Chris Burnet  
Christian Contreras, David Dennison  
Nan Drazie, Dale Dye  
David Eddings, Bruce Elliot  
Gideon Emery, Martin F., Michael H.  
Mark Haberkorn, Ryan Hayden  
Neil Johnson, Jeff Kribs  
David McGarry, Mike Neumann  
Joey Oglesby, Josh Ridgeway  
Lennard Ridsdale, Gary Rivers  
Daniel Ross, Chris Sabat  
J.D. Sanders, Jeff Schmidt  
Peter Schoenaerts, Carl Shedd  
Saskia Slaaf, Todd Terry  
Joel Watson, Sam Williamson  
Jeff Worthy

**Interns** Chris Long, Graden McCool  
Dane Murkholt, David Pittman  
Reymundo Sierra, Brandon Souder  
James Stewart, Danny Tang  
Tommy Westermann, Eric You, Kate Yu

**Additional Help** Francisco Buyo, Nicholas Chinnici  
Shannon Dees, Alex Flores  
Daniel Grafstrom, Shawn Green  
Nathan Harbour, Hilary Kauder  
David McGarry, Jason Mojica  
Alan Nersworthy, Cameron Ovpandipour  
Leif Robles, Shane Simon  
Shawn Spetch, Ryan Sullivan  
Jeff Wofford, Ryan Womble  
Ritual Entertainment

**Orchestral Score Performed By** The Prague Filmharmonic  
Orchestra and Choir Prague

**Score Composers** Ed Lima, Duncan Watt

**Score Conductor** Adam Klemens

**Choir Master** Stanislav Mistr

**Sound Engineer** Jan Kotzmann

**Assistant Engineer** Cenda Kotzmann

**Music Contractor & Recording Manager** Petr Pycha

**Intern** Bill Adams, Susan Arnold  
Michael Atchinson, Jared Banks  
Steve Baroski, Nathan Bolt  
Ethan Compton, Christopher Cotton  
Weg Cherlin, Patrick Dempsey  
Gade Fong, Andres Gonzales  
Duncan Grimshaw,  
Jonathan Hemingway

## Publishing and Marketing Ubisoft Entertainment

**Worldwide Production** Paul Caparotta

**Coordination Director** Anne Blondel-Jouin

**Game Content Manager** Marc Blondeau

**Chief Marketing Officer** Anne Gleizes

**International Brand Strategy Director** H el ene Jugeut

**International Brand Group Manager** Oliver Green

**International Business Development** Deborah Papiernik

**International Brand Manager** Nate Mordo

**International Product Manager** Julien Quety

**Communication Artist** Duylinh Nguyen

**Managing Director** Alain Corre

**Marketing Director** John Parkes

**Group Manager** Sophie Colson

**Senior Brand Manager** Eric Moutardier

**Assistant Brand Manager** Nicolas Basquin

**PR Director** Stephanie Vallet

**PR Coordinators** Peter Hammer  
Laetitia Jauze

**Submission & Planning Coordinator** Laurent Gaudy

**Community Coordinator** Guillaume de Butler

**Paper Parts Coordinator** Vincent Hamet

**Managing Director** Laurent Detoc

**VP Marketing** Tony Key

**Group Manager** Adam Novickas

**Group Brand Manager** Alexis Bodard

**Senior Brand Manager** Mike Wolfe

**Associate Brand Manager** Jennifer Rooke

**Senior PR Manager** Tim Cummins

**Digital Marketing Manager** Ashley Jenkins

**Localization Project Manager** G erard Barnaud

**Localization Integrator** Jonathan Campeau  
Adolfo G omez-Urda

**German Loc Project Managers** Stefan Dinger  
Dieter Pfeil

**French Recordings** Adeline Guichard  
St ephanie Malabry

**French Translation** Dune Sound  
Olivier Rabat

**German Translation & Recordings** Partnertrans  
Markus Ludolf

**Italian Translation & Recordings** Orange Studio  
Gian Maria Battisini  
Gabriele Vegetti

**Spanish Translation & Recordings** Aquamass Media  
Esperanza Hernandez

**Localization Tests** Enzyme Testing Labs

**Studio Director** Carollo Jho Maher

**Localization Department Manager** Kristen Schrankel

**Project Manager** Antoine van Eetvelde

**Linguistic Testers** Pierre Vandenbroucke  
Daniele Scopinaro  
Franziska Schlosser  
Javier Garcia Caballero

**Worldwide Quality Control Director**  ric Tremblay

**Montreal Quality Control Studio Manager** Jonathan Moreau

**Lead Compliance Specialist** Orion Revolution Curiel

**Compliance Specialists** Jean-Fran ois Dupuis  
Olivier-F elix Dupuis  
S ebastien Couture

## Multiplayer Rockstar New England

**Executives** Dr. Ian Lane Davis, Ken Davis  
Ron Rosenberg, Eric Costa

**Core Team** Bart Whitebook, Deryck Morales  
Eric Anderson, Eric Krasnasuskas  
Gerardo Garza, Jeff Desharnais  
Jeremy Tudisco, Jim Garcia  
Kevin Wasserman, Matt Madeira  
Matthew Persing, Megan Hike  
Mike Belair, Mike Fox  
Nathan Raymond, Parker Davis  
Pat Clark, Peter Gorniak  
Peter Marks, Rob Belair  
Ryan Pendleton, Scott Cameron  
Sean Donovan, Stephen LaValley  
Susan Arnold, Tim Samuels

**Additional Help** Aaron Horne, Brad Futch  
Brian Jennings, Jarred Vaughan  
Josh Tyrell, Robert J. Moore  
Steve Genovese



# CREDITS

**Gearbox Software is:** Daniel Algood, Lee Amarakoon, Lisa Andrews, John Antal, Denise Apigo, Rena Archer, Matthew Armstrong, Monica Aston, Michael Athey, Erik Ahlson, David Avery, Stephen Bahl, Kenneth Banks, Ray Barham, Allison Berryman, Evan Birky, Patrick Blank, Calen Brait, Jeffrey Broome, Oreaser Brown, Tu Bui, Brian Burleson, Keith Burlison, Ruben Cabrera, Dave Calla, Kevin Calloway, James Cantrell, Trevor Carr, James Cart, David Carter, Chad Catlett, Sean Cavanaugh, Andrew Coggin, Stephen Cole, Ryan Conlon, Jeramy Cooke, Brian Cozzens, Trey Davenport, Mike Davis, Kyle Davis, Patrick Deupree, Erik Doescher, Fred Echols, David Eddings, Joe Espinoza, Don Eubanks, Hector Fajardo, James Farmer, Ryan Fields, Richard Fleider, Jasper Foreman, Mark Forsyth, Evan Gill, Dorian Gorski, Cynthia Grimaud, Chris Guthery, Ryan Hanscom, Philip Hebert, Rob Heironimus, Paul Hellquist, Jonathan Hemingway, Brent Hollon, James Houchen, Joel Hunter, Simon Hurley, Jimmie Jackson, Josh Jeffcoat, Richard Jessup, Rick Johnson, Neil Johnson, Steven Jones, Scott Jordan, Scott Kester, Mark Kilborn, Kyle King, Rosalie Kofsky, Charles Kostick, Pat Krefting, Agata Krol, Mark Leon, Ed Lima, Cynthia Linderbeck, Derek Lonngren, Eli Luna, Derek Manns, Brian Martel, Adam May, Casey McLaughlin, Mike McVay, Kale Menges, Justin Miller, Jason Morales, Aaron Nations, Paul Nettle, Mike Neumann, Ben Nitschke, Jason O'Connell, Ricky Oh, Nate Overman, Stephen Palmer, Bobby Pavlock, Mark Petty, Daniel Phillips, Chris Pickett, Randy Pitchford, Kyle Pittman, PJ Putnam, Sean Reardon, Josh Rearick, Jerrett Rearick, Nathan Reinhardt, Jason Reiss, John Roberts, Jim Sanders, Robert Santiago, Martin Sawkins, Keith Schuler, Chase Sensky, Carl Shedd, Jim Shepard, Jason Shields, Jimmy Sieber, Leo Sieben, Matthew Stock, Joseph Swinbank, Marc Tardif, Aaron Thibault, Brian Thomas, Graeme Timmins, Tatum Tippet, Raison Varner, Scott Velasquez, Benjamin Wagley, Mike Wardwell, Matthew Weaver, Michael Weber, Andrew Weldon, Erin Wentworth, Charlie Wiederhald, Jennifer Wildes, Timothy Wilson, Benny Wilson, Chuck Wilson, Stacie Wren, Corrinne Yu, Kate Yu, and David Ziman

**Brothers in Arms Babies:** Addison Bahl, Arlin Birkby, Lennon Doescher, Lukas Doescher, Draven Forsyth, Noah Guthery, Nicholas Hurley, Marissa Jones, Aidan Martel, Nolan Martel, John Velasquez, Reilan Weldon, Leo Ziman, Kaia Putnam, and Xavier Putnam

**Gearbox Software would like to thank:** George E. Koskimaki, Ed Piniche, Christian Sakanai, John Aarsen, Daniel Luka, Kenneth Roberts, Davide Fabbri, Michael Rausch, Hewlett Packard, Ci Media, Bullet Trap, g-NET, and Museum of the American GI

**SPECIAL THANKS to:** Mary Rose Monkowski, Dewayne and Sylvia Avery, Robert, Debra, and Kelsey Brait, Jeannine, Paige, and Kyle Carter, Angela Conlon, Lesley Wilsker, The Echols Family, Diana "Baobei" Liu, Cheyna, Chiara, and Elwynn Smart, Lindy, Draven, Jim, and Deanne Forsyth, Rick and Kimie Gorski, The Jessup Family, The Jordan Family, Gilbert Hoffman, Michael Kilborn, Kayla and Abigail Ott, Brian King, Joyce and Charles Brockenbush, The Krefting Family, Chris Troutman, Julie Overman, Loyce and Cleo Pickett and the rest of the Pickett family, Kristy Pitchford, Randall Stewart Pitchford III, the Reardon Family, Samantha Snavely, The Reinhardt Family, The Reiss Family, Leah Ellis, Adrienne Kofsky, Larry Kofsky, and Linda Rice. The men of the 101st Airborne Division, the men of the U.S. Signal Corps, George E. Koskimaki, Ed Piniche, Mark Bando at [www.101airborneWW2.com](http://www.101airborneWW2.com), Roel Kerkoff at [www.rememberseptember44.com](http://www.rememberseptember44.com), Franz Meltvoort, Karel Margy, Christian Sakanai, John Aarsen, Daniel Luka, Kenneth Roberts, Davide Fabbri, Michael Rausch, Hewlett Packard, Ci Media, Bullet Trap Inc., g-NET, and the Museum of the American GI.

**Ubisoft would like to thank:** Alberto Mesas, Eugen Knippel, Florent Greffe, Gregory Coffiner, James O'Reilly, Leon Winkler, Marco Caprelli, Matthew Tang, Michael Thielmann, Morten Ryberg, Stefano Rigoldi, Xander Valkier, Mike Perry, Chris Aston, Tanguy Imbert, M. Homayounpour, Andrea Patrone, Pierre Lutig, Eugene Knippel, Allen Adler, Michael Hammond, Li Shen, Sharon Ortiz, Ryan Molyneaux, Alison Baker, Jason Cantor, Severin Sauliere, David Macachor, Justin Landrick, Joe Rongavilla, Jeff Dandurand, Melanie Desilens, Monika MADRID, Cherrie Chiu, Ellen Lee, Angela Tortorici, and Karen Conroe

This product contains software technology licensed from GameSpy Industries, Inc. © 1999-2008 GameSpy Industries, Inc. GameSpy and the "Powered By GameSpy" design are trademarks of GameSpy Industries, Inc. All rights reserved.

©2008 Gearbox Software, LLC. All Rights Reserved. Published and distributed by Ubisoft Entertainment under license from Gearbox Software, LLC. Brothers In Arms Hell's Highway is a trademark of Gearbox Software and used under license. Ubisoft and the Ubisoft logo are trademarks of Ubisoft Entertainment in the U.S. and/or other countries. Gearbox Software and the Gearbox logo are registered trademarks of Gearbox Software, LLC in the U.S. and/or other countries

Gearbox Software, LLC is headquartered in Plano, Texas.

## COMICS

Read the amazing story of how it all began! Penned by the game's writer, Mikey Neumann, Brothers in Arms the comics is a surprising and gripping account of the lives of Baker's men, before and during the war.

"This book hits the sweet spot of fiction and reality. If you are a fan of the war genre, this book is a must read."

—Paperbackreader.com



[www.dynamiteentertainment.com](http://www.dynamiteentertainment.com)



## ACTION FIGURES

Plan B Toys brings you the Brothers in Arms action figure series with Sgt. Matt Baker, Cpl. "Red" Hartsock, Pvt. Kevin Leggett, and S/Sgt. Mac Hassay. Each figure has 20 points of articulation, authentic styling, and historically accurate weapons. Functional nylon parachute sold separately.



## BOOKS

### History Book by Zenith Press



The Hell's Highway history book is a compelling narrative of the 101st Airborne's day-to-day battle for Hell's Highway and is filled with superb, specially commissioned full-color maps, and rare archival photographs. Published in conjunction with Gearbox Software's video game Brothers in Arms: Hell's Highway, the book also features specially selected screen shots from the game that bring this heroic nine day struggle to life.

### Novels by Presidio Press/Balantine

From the struggles of the men and women of the Dutch resistance to a pitched fight for one critical bridge, Hell's Highway is the suspense-packed, surprise-filled version of the bestselling video game—and an intense epic journey into the true nature of war.

"With sharp insights into history, combat, and human nature, this enthralling novel can stand beside even the best chronicles of that fabled 'Band of Brothers.'"

— Ralph Peters, author of Wars of Blood and Faith



Available online and at local retailers  
or go to [www.gearboxgear.com](http://www.gearboxgear.com) for more information

# NOTES

NOTES

NOTES

# Technical Support

Before contacting Ubisoft's Technical Support Department, please first read through this manual. Also browse through our FAQ listings or search the support database at our website, <http://support.ubi.com>. Here you will find the most recently updated information since the game's release.

Whenever you contact the Technical Support Department, please include the following information or have it available if you are calling:

- Full product title
- Game console you are using

## Support Over the Internet

This is the best way to find answers to common issues with our games. Our Frequently Asked Questions list is available 24 hours a day, 7 days a week and contains the most up-to-date Technical Support information available, including patches that can be downloaded free of charge. We update the Support pages on a daily basis, so please check here first for solutions to your problems:

<http://support.ubi.com>.

## Contact Us by Webmail

Due to high volumes of spam, viruses, and other non-support-related contacts, we no longer offer support via standard email. However, we do provide something better, webmail. By taking your questions directly through our website we have completely eliminated all spam contacts. As a result, we are able to respond to your questions much more quickly than we could through standard email. To send us a webmail, simply log into our site at <http://support.ubi.com>.

From this site, you will be able to enter the Ubisoft Solution Center, where you can browse through our lists of Frequently Asked Questions (FAQ), search our database of known problems and solutions, and send in a request for personal assistance from a Technical Support representative by using the **Ask a Question** feature on the Frequently Asked Questions page. Most webmail contacts are responded to within two business days.

## Contact Us by Phone

You can also contact us by phone by calling **(919) 460-9778**. Please note that this number is for technical assistance only. No gameplay hints or tips are given over the Technical Support line. When calling our Technical Support line, please make sure you are in front of your gaming system and have all of the necessary information listed above at hand. Be advised that our Technical Support representatives are available to help you **Monday through Friday from 9 am–9 pm Eastern Time**. While we do not charge for technical support, normal long distance charges apply. To avoid long distance charges, or to contact a support representative directly after these hours, please feel free to browse our Frequently Asked Questions lists or to send us a webmail. Webmail questions usually receive a response within two business days.

Pour du service en français, veuillez contacter / Para la ayuda en español llame: (866) 824-6515

## Contact Us by Standard Mail

If all else fails you can write to us at:

Ubisoft Technical Support • 3200 Gateway Centre Blvd. • Suite 100 • Morrisville, NC 27560

## Return Policy

Please do not send any game returns directly to Ubisoft before contacting Technical Support. It is our policy that game returns must be dealt with by the retailer or online site where you purchased the product. If you have a damaged or scratched CD, please visit the FAQ listing for your game and get the latest replacement policy and pricing. We will not accept unsolicited returns/exchanges without prior approval and an RMA (Return Materials Authorization) number from a support representative.

Microsoft, Xbox, Xbox 360, Xbox LIVE, and the Xbox logos are trademarks of the Microsoft group of companies and are used under license from Microsoft.